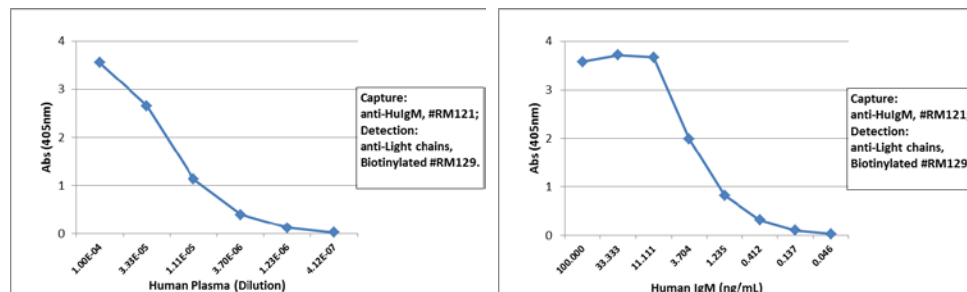
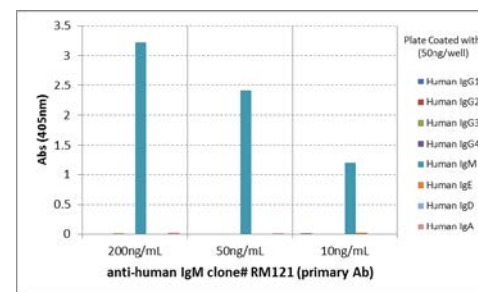


Certificate of Analysis

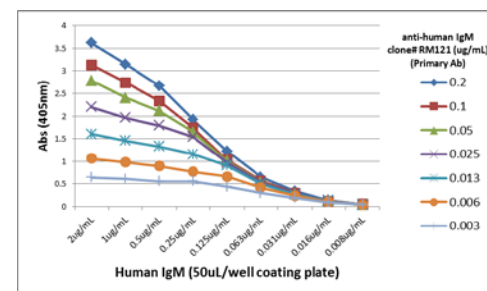
Product:	Rabbit Monoclonal Antibody Anti-Human IgM Rabbit Monoclonal Antibody, Clone RM121
Catalog No.:	31-1023-00
Lot No.:	
Clone	RM121
Specificity	This antibody reacts to the heavy chain of human IgM. No cross reactivity with human IgG, IgA, IgD, or IgE.
Application:	ELISA, Immunohistochemistry, Immunocytochemistry, Flow Cytometry.
Immunogen:	Human IgM
Purity:	Protein A affinity purified from an animal origin-free culture supernatant
Size:	100 µg
Concentration:	1.0 mg/mL
Buffer:	50% Glycerol/PBS with 1% BSA and 0.09% sodium azide
Usage:	ELISA: 50ng/well – 200ng/well (for Capture); 0.05ug/mL – 0.2ug/mL (for Detection); IHC, ICC: 0.5ug/mL – 2ug/mL;
Storage and Stability:	Stable for 1 Year at -20.0°C from date of receipt.
Country of Origin:	U.S.A.
Intended Use:	For Research Use Only Not for Diagnostic or Therapeutic Use



Sandwich ELISA using RM121 as the capture antibody (100ng/well), and Biotinylated anti-human light chains ($\kappa+\lambda$) antibody RM129 as the detection antibody, followed by an alkaline phosphatase conjugated streptavidin.



ELISA of human immunoglobulins shows RM121 reacts only to human IgM. No cross reactivity with IgG, IgE, IgD, or IgA. The plate was coated with 50 ng/well of different immunoglobulins. 200 ng/mL or 50 ng/mL of RM121 was used as the primary antibody. An alkaline phosphatase conjugated anti-rabbit IgG as the secondary antibody.



A titer ELISA using RM121. The plate was coated with different amounts of human IgM. A serial dilution of RM121 was used as the primary antibody. An alkaline phosphatase conjugated anti-rabbit IgG as the secondary antibody.