
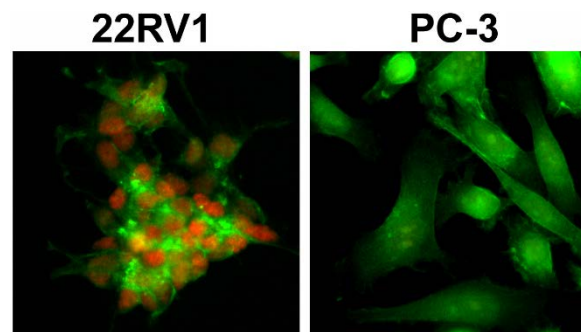


Certificate of Analysis

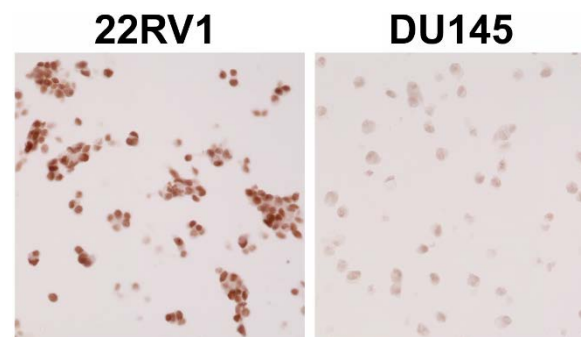
Product:	Rabbit Monoclonal Antibody Anti-Androgen Receptor (AR-V7 specific) Rabbit Monoclonal Antibody, Clone RM7
Catalog No.:	31-1109-00
Lot No.:	
Clone:	RM7
Specificity:	This antibody reacts to androgen receptor splice variant 7 (AR-V7). No cross reactivity with wild type androgen receptor.
Application:	Immunohistochemistry, Immunocytochemistry, Immunoprecipitation, Western Blot, Chromatin IP
Immunogen:	A peptide corresponding to AR splice variant 7
Purity:	Protein A affinity purified from an animal origin-free culture supernatant.
Size:	100 µL
Buffer:	50% Glycerol/PBS with 1% BSA and 0.09% sodium azide
Usage:	IHC: 1:500 dilution; ICC: 1:500 dilution; WB: 1:1000 dilution.
Storage and Stability:	Stable for 1 Year at -20.0°C from date of receipt.
Country of Origin:	U.S.A.
Intended Use:	For Research Use Only Not for Diagnostic or Therapeutic Use



Western Blot analysis of 22RV1, DU145, and PC-3 whole cell lysates, using anti-AR-V7 rabbit monoclonal Antibody Clone RM7, showed endogenous AR-V7 expressed in 22RV1 cells.



Immunocytochemical staining of 22RV1 and PC-3 cells, using anti-AR-V7 rabbit monoclonal Antibody Clone RM7 (red). Actin filaments have been labeled with fluorescein phalloidin (green).



Immunohistochemical staining of formalin fixed and paraffin embedded 22RV1, DU145 sections.