RevMAb Biosciences
www.revmab.com

RevMAb Biosciences USA, Inc.
830 Dubuque Ave, South San Francisco, CA 94080, USA

Certificate of Analysis

Product:	Rabbit Monoclonal Antibody Anti-PSA (Prostate Specific Antigen) Rabbit Monoclonal Antibody, Clone RM323
Catalog No.:	31-1210-00
Lot No.:	
Clone:	RM323
Specificity:	This antibody reacts to native human PSA (Prostate Specific Antigen), including both free (unbound) form and in a complex with ACT (alpha 1-antichymotrypsin). It may react to reduced PSA at a higher concentration.
Application:	Immunohistochemistry, Western Blot (non-reduced), ELISA
Immunogen:	Native PSA protein purified from human seminal fluid.
Purity:	Protein A affinity purified from an animal origin–free culture supernatant
Size:	100uL
Buffer:	50% Glycerol/PBS with 1% BSA and 0.09% sodium azide
Usage:	IHC: 1:500 -1:1000 dilution; WB(non-reduced): 1:1000 - 1:2500 dilution; ELISA: 1:100 - 1:5000 dilution.
Storage and Stability:	Stable for 1 Year at -20.0°C from date of receipt.
Country of Origin:	U.S.A.
Intended Use:	**For Research Use Only Not for Diagnostic or Therapeutic Use**

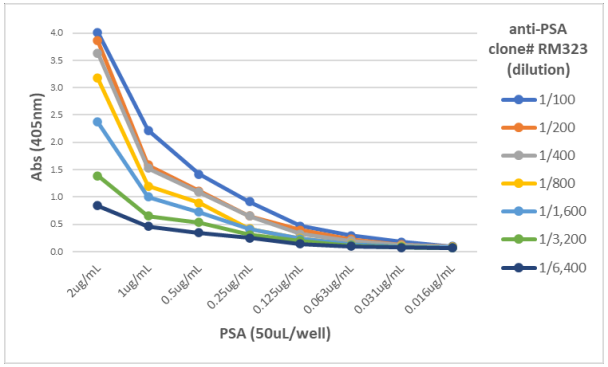

A titer ELISA of PSA (purified from human seminal fluid). The plate was coated with different amounts of PSA. A serial dilution of RM323 was used as the primary antibody. An alkaline phosphatase conjugated anti-rabbit IgG as the secondary antibody.

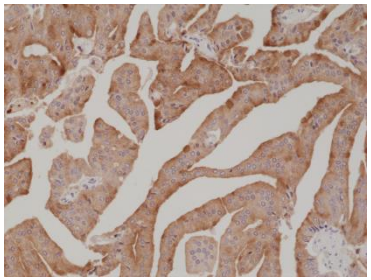

Immunohistochemical staining of formalin fixed and paraffin embedded human prostate cancer tissue section using anti-PSA rabbit monoclonal antibody (Clone RM323) at a 1:1,000 dilution.

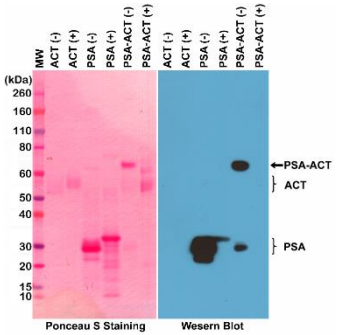

Western Blot of PSA (purified from human seminal fluid), ACT (alpha 1-antichymotrypsin, from human plasma), and PSA-ACT complex, under non-reduced (-) or reduced (+) conditions, using anti-PSA rabbit monoclonal antibody (Clone RM323) at a 1:2,500 dilution.