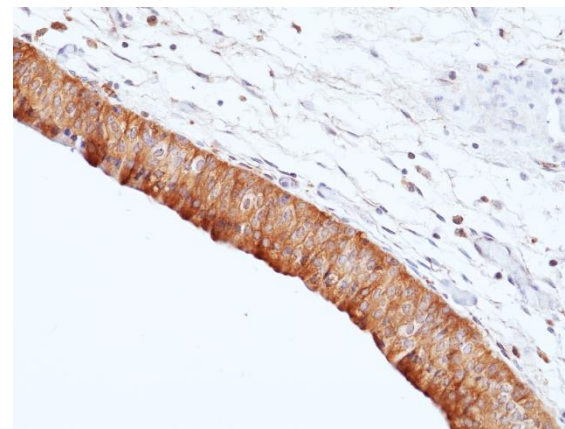
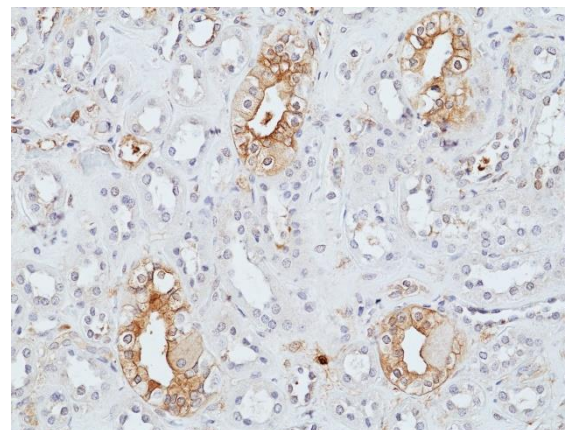


Specifications Sheet


Product:	Rabbit Monoclonal Antibody Anti-UP2 (UPII)(Uroplakin-2) Rabbit Monoclonal Antibody, Clone RM507
Catalog No.:	31-1399-00
Clone:	RM507
Specificity:	This antibody reacts to human UPII (Uroplakin-2)
Application:	Immunohistochemistry, Western Blot
Immunogen:	A peptide corresponding to residues near the C-terminus of human UPII (Uroplakin-2)
Purity:	Protein A affinity purified from an animal origin-free culture supernatant
Size:	100 µL
Buffer:	50% Glycerol/PBS with 1% BSA and 0.09% sodium azide
Usage:	IHC: 1:100 -1:200 dilution; WB: 1:100 - 1:1000 dilution.
Storage and Stability:	Stable for 1 Year at -20.0°C from date of receipt.
Country of Origin:	U.S.A.
Intended Use:	For Research Use Only Not for Diagnostic or Therapeutic Use



Immunohistochemical staining of formalin fixed and paraffin embedded human Ureter tissue sections using Anti-UP2 Rabbit Monoclonal Antibody (RM507) at 1:200 dilution.



Immunohistochemical staining of formalin fixed and paraffin embedded human Kidney tissue sections using Anti-UP2 Rabbit Monoclonal Antibody (RM507) at 1:100 dilution.



Western Blot of rhesus macaque bladder tissue lysate using Anti-UP2 Rabbit Monoclonal Antibody (RM507) at 1:100 dilution.